


The Exploris School

2022 

School Website:  (<http://www.exploris.org/>)


Grade Span: OK-08 **Charter:** Yes


401 Hillsborough St., Raleigh, NC 27603

School Recognitions



Green Ribbon School

Compare to Other Schools 

 The data for **Wake County Schools** has been added to the comparison charts below because **The Exploris School** is located in that county.

2021-22 Overall Performance

View Performance by
School or District

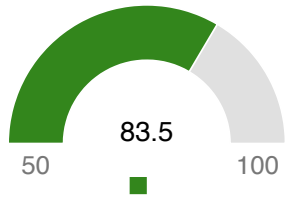
View Performance by
Subgroup

The accountability reports for the 2021-22 school year include all required components, including the calculation of School Performance Grades. Unlike the previous two school years (2019-20 and 2020-21), the U.S. Department of Education did not grant waivers from federal testing and accountability requirements for the 2021-22 school year. The U.S. Department of Education approved an addendum requested by the State Board of Education to the state's Every Student Succeeds Act (ESSA) plan for relief from certain data requirements impacted by COVID-19. The addendum approval letter is available at <https://www.dpi.nc.gov/media/14775/download?attachment> (<https://www.dpi.nc.gov/media/14775/download?attachment>).

C 2021-22
GRADE

68

PERFORMANCE GRADE SCORE

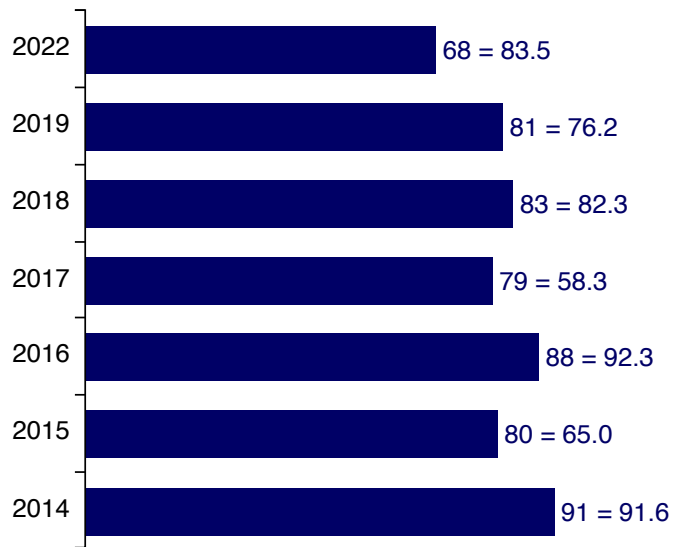


Academic Growth

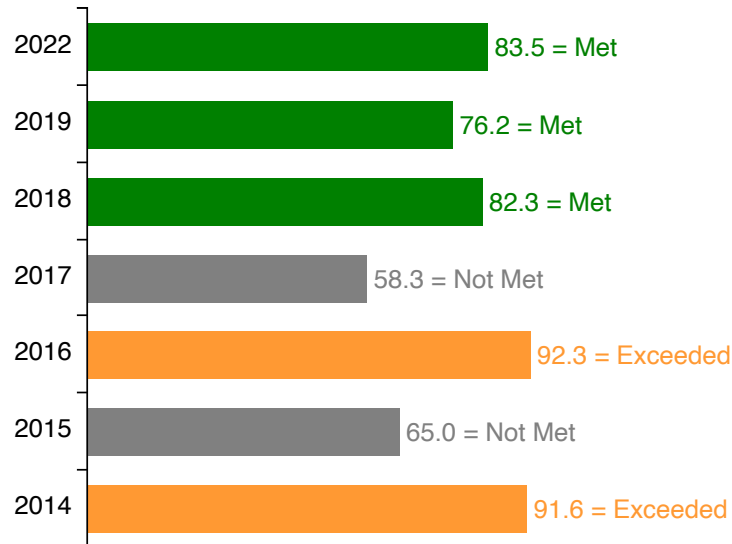
 **Growth Met**

Growth Range	Growth Status
85.0-100.0	Exceeded
70.0-84.9	Met
50.0-69.9	Not Met

Performance Grade Score History



Academic Growth History



C 2021-22
EOG MATH GRADE

60

EOG MATH GRADE SCORE

✓ Growth Met

B

2021-22
EOG READING GRADE

71

EOG READING GRADE
SCORE

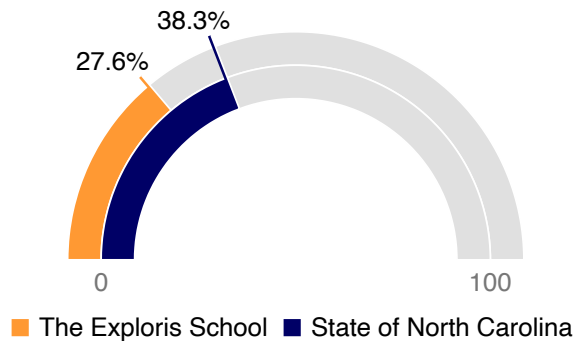
✓ Growth Met

Note - To protect student privacy, some data values for small groups will be suppressed as "> 95%" or "< 5%" in the charts or tables below. For counts less than 10, no data will be displayed.

2021-22 Student Characteristics & Participation

This section describes some key measures about the students at this school.

Percentage Economically Disadvantaged ⓘ



2021-22 Career and College Ready

This section describes data around College and Career Ready in The Exploris School. For more information about College and Career Ready please see: <http://www.ncpublicschools.org/cte/> (<http://www.ncpublicschools.org/cte/>).

Career Ready

Participation in Career and Technical Education ⓘ

Number Participating	Percent Participating
----------------------	-----------------------

N/A

<5%

2021-22 Student Performance

Student Performance
by School/District

Student Performance
by Subgroup

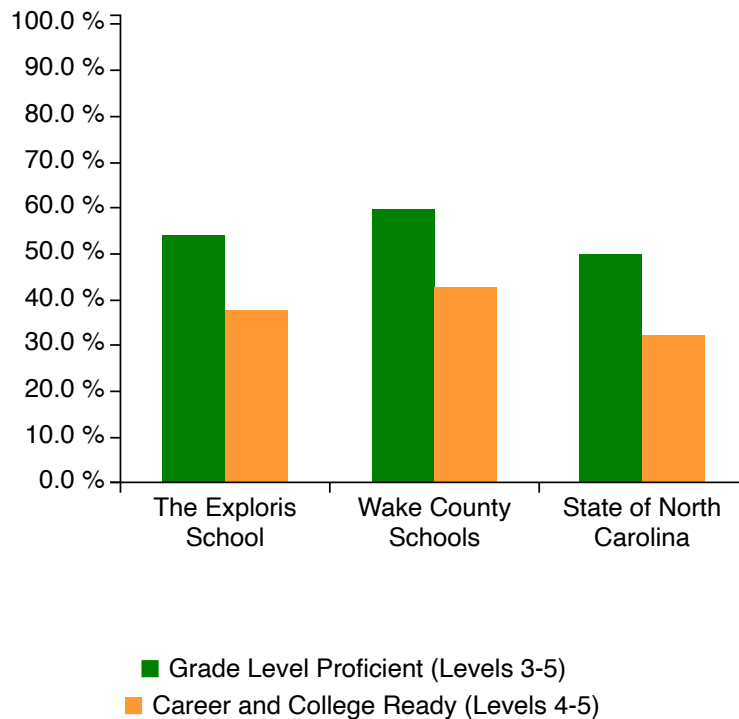
This section describes student performance in various test subject areas. Student test performance is reported as one of four achievement levels. **i** Not Proficient is below grade level. Level 3 is grade level proficient. Levels 4 and 5 indicate students are on track for career-and-college readiness.

Proficiency in Subject Areas

Math Performance **i**

Summary Chart

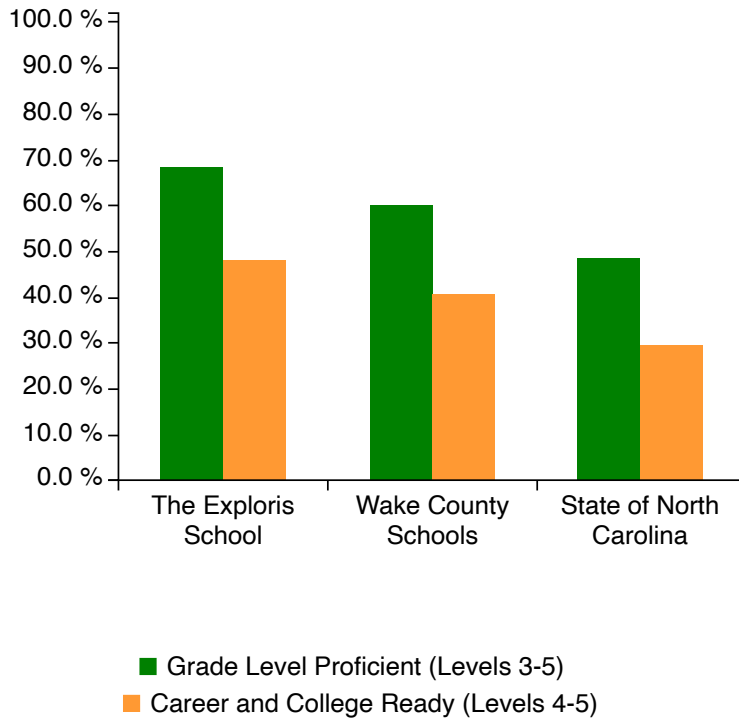
Table



Reading Performance **i**

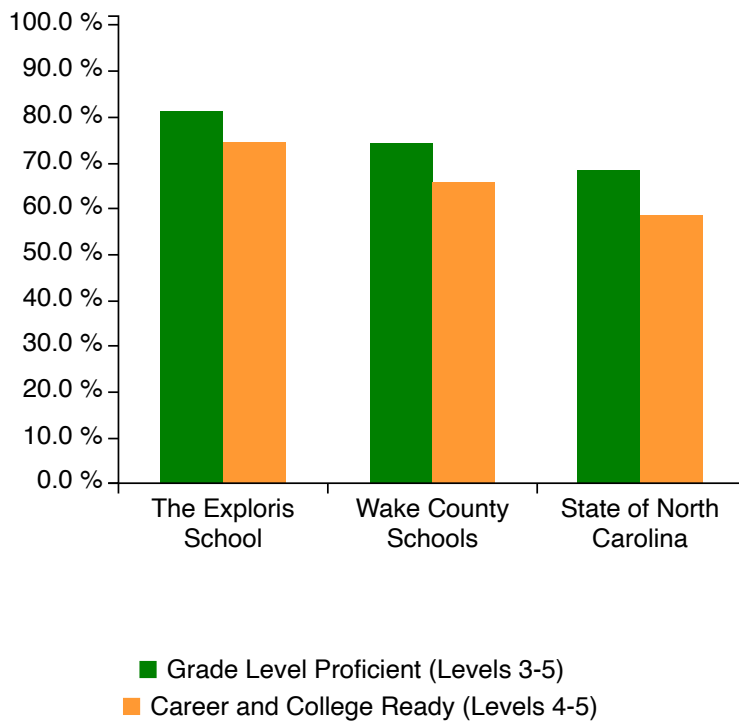
Summary Chart

Table



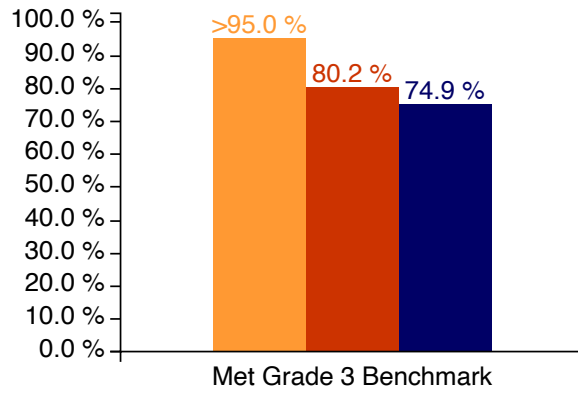
Science Performance ⓘ

Summary Chart Table



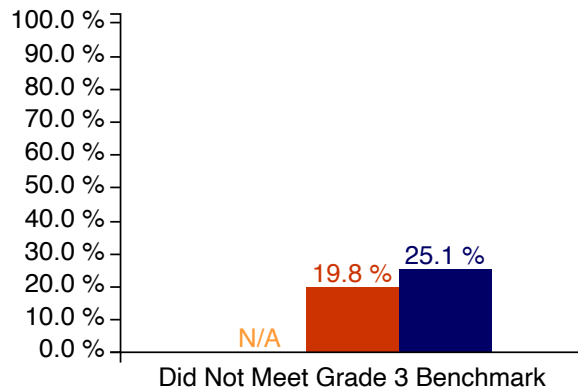
Other Measures

Read to Achieve - Met Grade 3 Benchmark



■ The Exploris School ■ Wake County Schools
■ State of North Carolina

Read to Achieve - Did Not Meet Grade 3 Benchmark



■ The Exploris School ■ Wake County Schools
■ State of North Carolina

Test Participation ⓘ

Percentage of students participating in state mandated standardized testing.

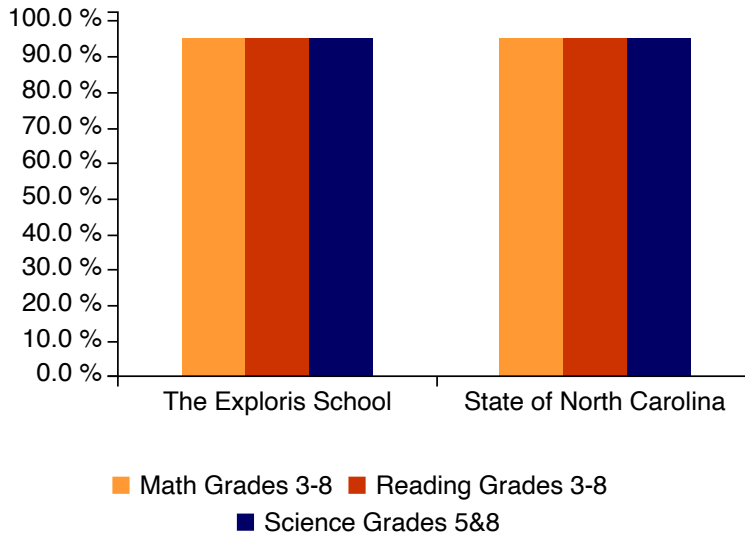


Chart Table

Students with Disabilities Alternate Test Participation

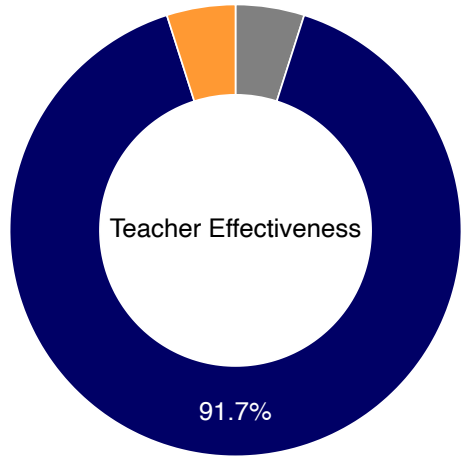
The percent of tested students is expected to be below 1% at the state level. Most schools have so few students that this information may be masked to protect student privacy. ⓘ

2021-22 Teachers and Qualifications

This section provides information on teachers and their qualifications.

Summary Chart Table

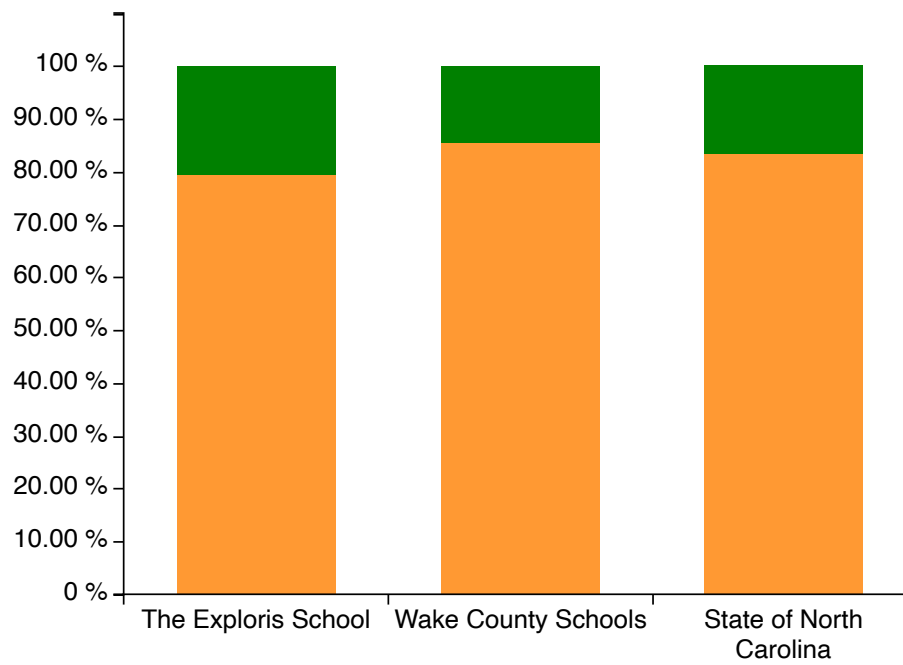
The Exploris School



■ Needs Improvement ■ Effective
■ Highly Effective

Chart Table

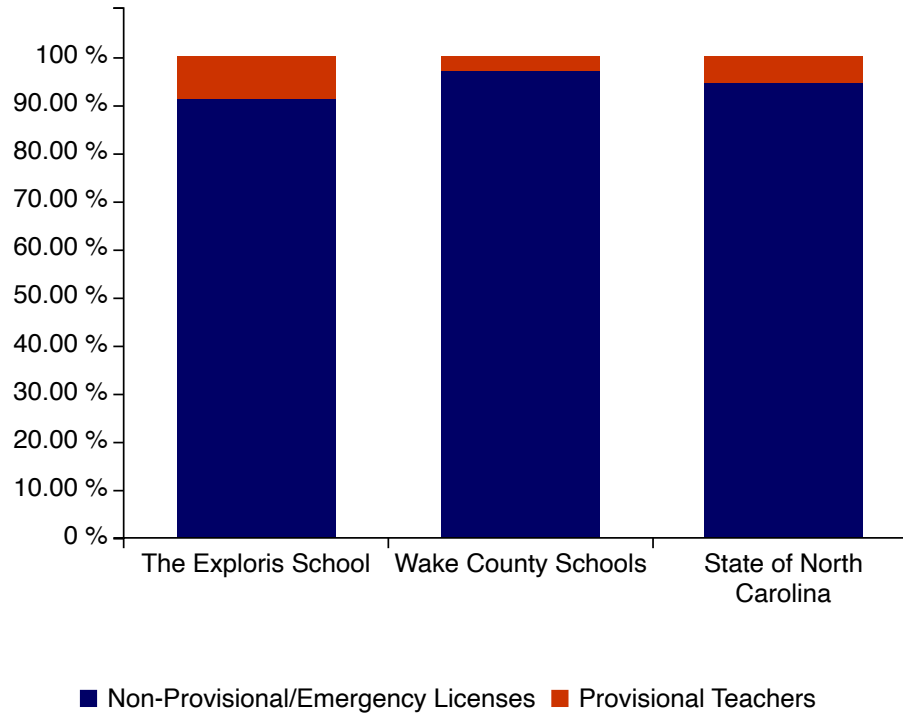
Teacher Qualifications



■ Experienced Teachers ■ Beginning Teachers

Summary Chart Table

Non-Provisional/Emergency Licenses



2021-22 School Environment

[View Environment
by School/District](#)

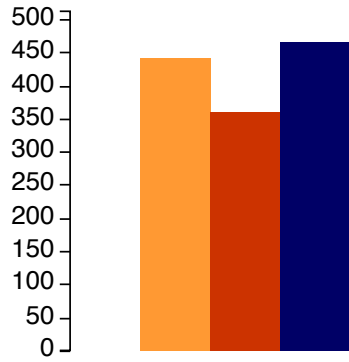
[View Environment
by Subgroup](#)

This section provides information on the school environment and facilities

Total Students

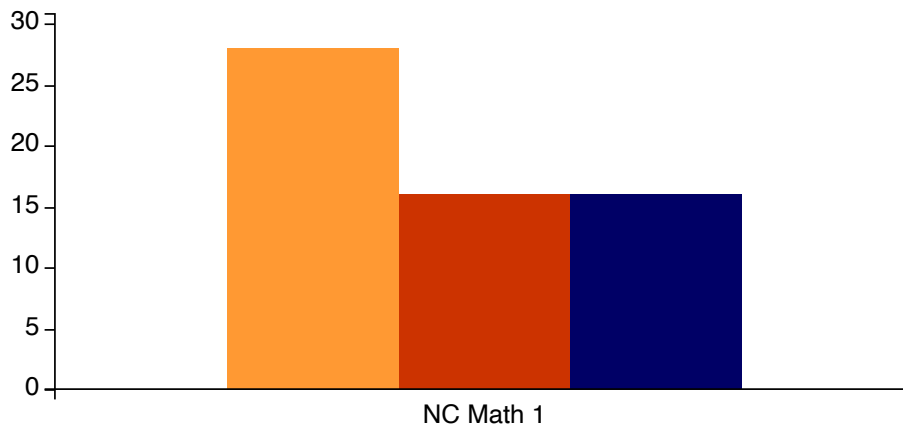
441

Student Enrollment ⓘ




- The Exploris School
- Wake County Schools
- State of North Carolina

Average Course Size ⓘ



- The Exploris School
- Wake County Schools
- State of North Carolina

Suspension and Expulsion Rates (per 1000)

students) 

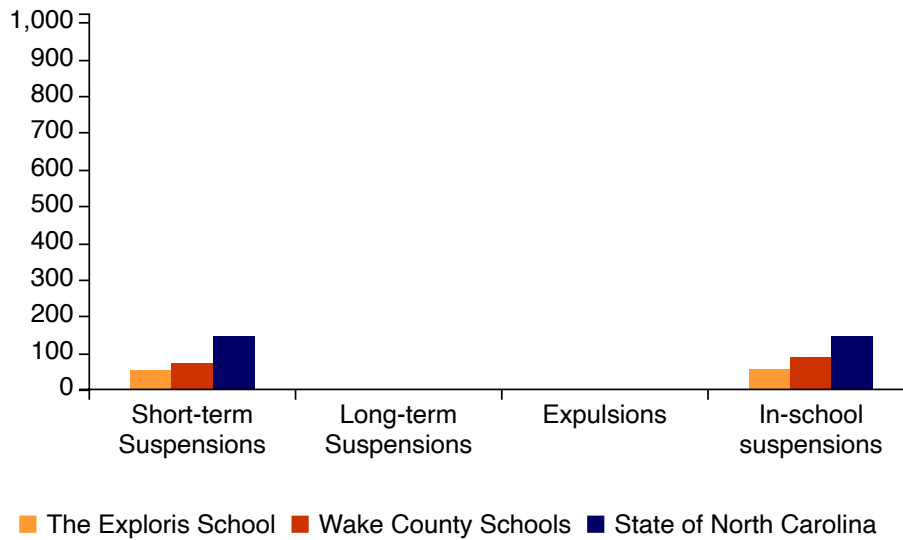

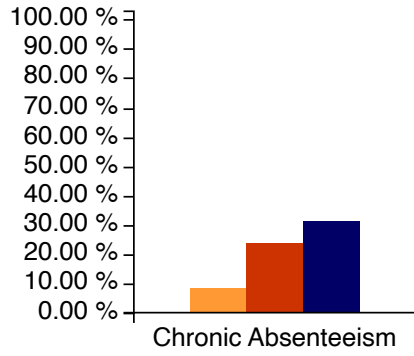


Chart Table

Rates of Criminal Acts, Bullying, Law Enforcement Referrals, and Arrests (per 1000 Students) 

Agency	Criminal Acts	Bullying and Harassment	Referral to Law Enforcement	Arrests
The Exploris School	6.80	13.61	0.00	0.00
Wake County Schools	8.66	5.56	0.73	0.57
State of North Carolina	7.51	12.06	4.58	0.10

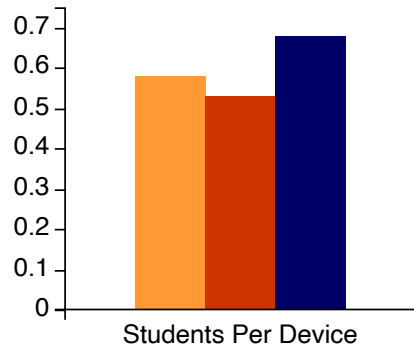
Chronic Absenteeism ⓘ



- The Exploris School
- Wake County Schools
- State of North Carolina

[Chart](#) [Table](#)

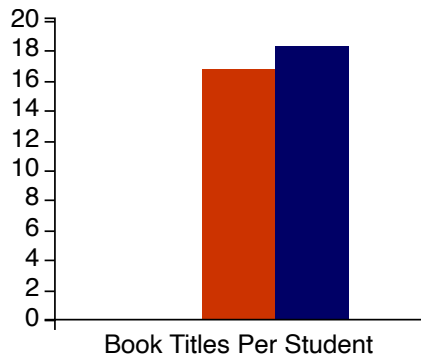
Students Per Device ⓘ



- The Exploris School
- Wake County Schools
- State of North Carolina

[Chart](#) [Table](#)

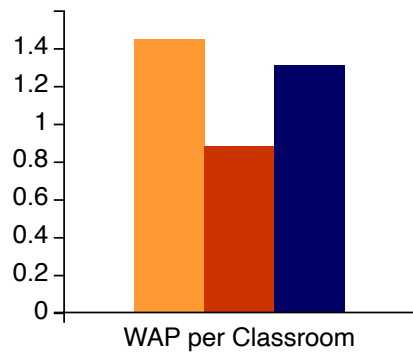
Book Titles Per Student ⓘ



- The Exploris School
- Wake County Schools
- State of North Carolina

Chart Table

Wireless Access Points per Classroom ⓘ



- The Exploris School
- Wake County Schools
- State of North Carolina

Chart Table

Arts Education

The following arts education programs are offered at The Exploris School. For more information about Arts Education Courses offered in NC, please visit the [NC Arts Ed Data Project](https://artsednc.org/resources/arts-education-data-project/) (<https://artsednc.org/resources/arts-education-data-project/>).

Dance


Music

Theatre
Arts

Visual
Arts

Strategic Planning 2021-22

This section provides information on The Exploris School's strategic planning, goals and progress.

- Title 1 Status 

Progress Goals

This school has progress goals for Math Grades 3-8, and Reading Grades 3-8 in the following student groups - ALL, Black, Students with Disabilities, and White.

Click the following [link !\[\]\(f95dab70c751fda7d824b8b03650f7aa_img.jpg\)](https://accrpt.tops.ncsu.edu/essa_ltg/ltg.html) (https://accrpt.tops.ncsu.edu/essa_ltg/ltg.html) to see the progress of student groups at this school (note you will need to select this school again).